


# NEW SHOP FUNCTION SHOPPING LISTS

COMMUNICATE YOUR  
**FAVORITE PRODUCTS**  
TO YOUR PARTICIPANTS / CUSTOMERS



Now you can super simply summarize and split your selected **PRODUCTS** into groups.

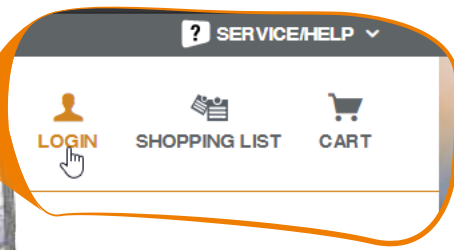
When choosing your products you are **FLEXIBLE** and you can change your shopping lists at any time.

Your participants can order these suggestions easily **WITH ONE CLICK**, add something, or change them.

Name your **PERSONAL SHOPPING LISTS** individually and **SHARE** them with everyone wherever you want, e.g. via Facebook, email, Instagram or directly on your website.

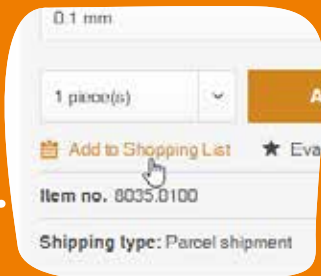


You can find out how this works on the next page. ►►►

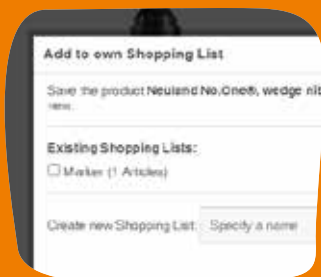


# THAT'S HOW IT WORKS!

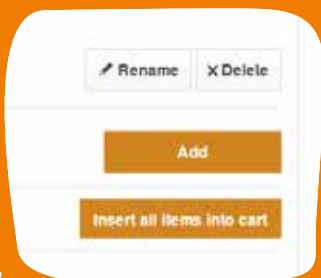
**!** TO CREATE A SHOPPING LIST, YOU HAVE TO BE LOGGED INTO OUR ONLINE SHOP WITH YOUR CUSTOMER ACCOUNT.



Select a product and click the button **ADD TO SHOPPING LIST**.



Set a **NAME** for your list and add the list. Other products can be added as described or can be searched and added directly under **MY SHOPPING LISTS** with the item name or the order number.



Now you can put the **ENTIRE SHOPPING LIST** in the **CART** and you will be forwarded to the checkout.



The created shopping list can be **PUT ON PUBLIC** to be shared using the link or via Facebook and Twitter.

Through the shared link your customers/participants or family and friends can either put your recommended shopping list completely in the shopping cart **WITH ONE CLICK**, or order single products from it.